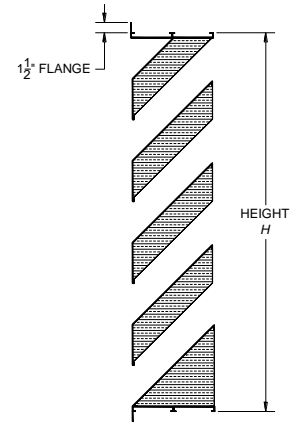
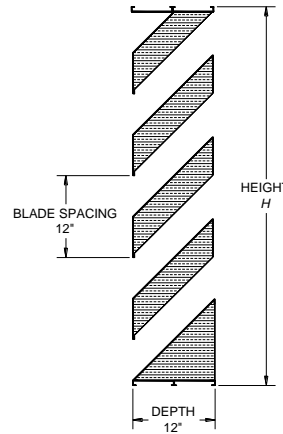
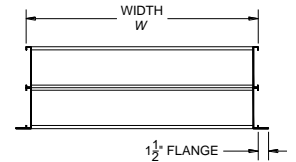


MODEL: **ACL1200**  
FRAME: CHANNEL FRAME  
DUCT-MOUNT (DM)



MODEL: **ACL1205**  
FRAME: FLANGE FRAME  
FLANGE-MOUNT (FM)



PERFORMANCE			
LOUVER UNIT SIZE	TOTAL AREA	FREE AREA	FREE AREA
48" x 48"	16 ft <sup>2</sup>	3.94 ft <sup>2</sup>	<b>24.6%</b>
(1219 x 1219 mm)	(1.49 m <sup>2</sup> )	(0.37 m <sup>2</sup> )	
BEGINNING POINT OF WATER PENETRATION AT 0.01 oz./ft <sup>2</sup> FREE AREA:			<b>932 FPM</b>

STANDARD CONSTRUCTION	
DEPTH:	12" (305 mm)
MATERIAL:	ALUMINUM
FRAME:	0.125" (3.18 mm) FORMED ALUMINUM
BLADE EXTERIOR:	0.063" (1.60 mm) FORMED ALUMINUM
BLADE INTERIOR:	0.032" (0.81 mm) PERFORATED ALUMINUM, 3/32" Ø HOLES
INSULATION:	MINERAL WOOL
BLADE ANGLE:	45°
BLADE CENTRES:	12" (305 mm)
BIRDSCREEN:	19 GA. GALVANIZED BIRDSCREEN, 1/2" x 1/2" OPENINGS
FINISH:	MILL

SIZE LIMITATIONS: SINGLE SECTION LOUVER		
	MINIMUM	MAXIMUM
WIDTH	12" (305 mm)	60" (1524 mm)
HEIGHT	24" (610 mm)	72" (1829 mm)
AREA	2 ft <sup>2</sup> (0.19 m <sup>2</sup> )	30 ft <sup>2</sup> (2.79 m <sup>2</sup> )

\*LOUVER WILL BE MANUFACTURED 1/4" (6 mm) SMALLER (SINGLE SECTION) AND 1/2" (13 mm) SMALLER (MULTIPLE SECTION) THAN GIVEN OPENING DIMENSIONS UNLESS OTHERWISE SPECIFIED

OPTIONS / ACCESSORIES	
<b>FINISH:</b> <ul style="list-style-type: none"> <li>POWDER COAT FINISH</li> <li>DURANAR FINISH</li> <li>ANODIZED FINISH                             <ul style="list-style-type: none"> <li>CLEAR ANODIZED</li> <li>LIGHT BRONZE</li> <li>MEDIUM BRONZE</li> <li>DARK BRONZE</li> <li>BLACK ANODIZED</li> </ul> </li> </ul>	<b>SCREENS:</b> <ul style="list-style-type: none"> <li>BIRDSCREEN                             <ul style="list-style-type: none"> <li>1/2" x 1/2" INTERCRIMPED ALUMINUM</li> <li>ALUMINUM BIRDSCREEN WITH FRAME</li> </ul> </li> <li>INSECT SCREEN                             <ul style="list-style-type: none"> <li>ALUMINUM, 18 x 14 MESH</li> </ul> </li> </ul>
<b>OTHER:</b> <ul style="list-style-type: none"> <li>EXTENDED SILLS</li> <li>SECURITY BARS</li> <li>FILTER RACKS</li> <li>STAINLESS STEEL FASTENERS</li> <li>HINGED ACCESS DOORS</li> </ul>	<b>BLANK-OFF PANELS (ALUMINUM):</b> VARIOUS GAUGES <ul style="list-style-type: none"> <li>NON-INSULATED BLANK-OFF PANELS</li> <li>INSULATED BLANK-OFF PANELS                                     <ul style="list-style-type: none"> <li>1" (25 mm) INSULATION</li> <li>2" (51 mm) INSULATION</li> </ul> </li> </ul>

SOUND PERFORMANCE		
OCTAVE BAND / FREQUENCY	TRANSMISSION LOSS (dB)	FREE FIELD NOISE REDUCTION (dB)
1 / 63	7	13
2 / 125	7	13
3 / 250	11	17
4 / 500	14	20
5 / 1000	19	25
6 / 2000	19	25
7 / 4000	17	23
8 / 8000	17	23

THIS TEST WAS CONDUCTED IN ACCORDANCE WITH ASTM STANDARD E90-04, "STANDARD TEST METHOD FOR LABORATORY MEASUREMENT OF AIRBORNE SOUND TRANSMISSION LOSS OF BUILDING PARTITIONS AND ELEMENTS".

**FREE AREA (Sq. Ft.)**

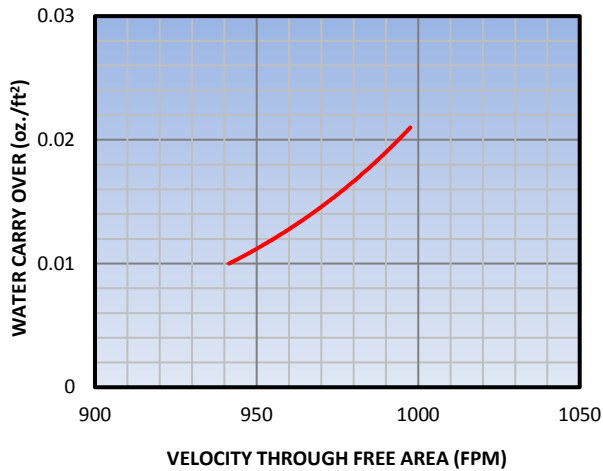
		WIDTH (INCHES)												
		12	16	20	24	28	32	36	40	44	48	52	56	60
HEIGHT (INCHES)	24	0.30	0.41	0.52	0.64	0.75	0.86	0.97	1.09	1.20	1.31	1.43	1.54	1.65
	28	0.50	0.69	0.89	1.08	1.27	1.46	1.65	1.84	2.04	2.23	2.42	2.61	2.80
	32	0.59	0.82	1.04	1.27	1.50	1.72	1.95	2.17	2.40	2.63	2.85	3.08	3.30
	36	0.59	0.82	1.04	1.27	1.50	1.72	1.95	2.17	2.40	2.63	2.85	3.08	3.30
	40	0.80	1.10	1.41	1.71	2.02	2.32	2.63	2.93	3.24	3.54	3.85	4.15	4.45
	44	0.89	1.23	1.57	1.91	2.24	2.58	2.92	3.26	3.60	3.94	4.28	4.62	4.96
	48	0.89	1.23	1.57	1.91	2.24	2.58	2.92	3.26	3.60	3.94	4.28	4.62	4.96
	52	1.10	1.51	1.93	2.35	2.77	3.18	3.60	4.02	4.44	4.85	5.27	5.69	6.11
	56	1.19	1.64	2.09	2.54	2.99	3.45	3.90	4.35	4.80	5.25	5.70	6.16	6.61
	60	1.19	1.64	2.09	2.54	2.99	3.45	3.90	4.35	4.80	5.25	5.70	6.16	6.61
	64	1.39	1.92	2.45	2.98	3.51	4.05	4.58	5.11	5.64	6.17	6.70	7.23	7.76
	68	1.48	2.05	2.61	3.18	3.74	4.31	4.87	5.44	6.00	6.57	7.13	7.70	8.26
72	1.48	2.05	2.61	3.18	3.74	4.31	4.87	5.44	6.00	6.57	7.13	7.70	8.26	

**FREE AREA (%)**

		WIDTH (INCHES)												
		12	16	20	24	28	32	36	40	44	48	52	56	60
HEIGHT (INCHES)	24	14.8%	15.4%	15.7%	15.9%	16.0%	16.1%	16.2%	16.3%	16.4%	16.4%	16.5%	16.5%	16.5%
	28	21.6%	22.3%	22.8%	23.1%	23.3%	23.5%	23.6%	23.7%	23.8%	23.9%	23.9%	24.0%	24.0%
	32	22.2%	23.0%	23.5%	23.8%	24.1%	24.2%	24.4%	24.5%	24.5%	24.6%	24.7%	24.7%	24.8%
	36	19.8%	20.5%	20.9%	21.2%	21.4%	21.5%	21.6%	21.7%	21.8%	21.9%	21.9%	22.0%	22.0%
	40	24.0%	24.8%	25.4%	25.7%	25.9%	26.1%	26.3%	26.4%	26.5%	26.6%	26.6%	26.7%	26.7%
	44	24.3%	25.1%	25.6%	26.0%	26.2%	26.4%	26.6%	26.7%	26.8%	26.9%	26.9%	27.0%	27.0%
	48	22.2%	23.0%	23.5%	23.8%	24.1%	24.2%	24.4%	24.5%	24.5%	24.6%	24.7%	24.7%	24.8%
	52	25.3%	26.2%	26.7%	27.1%	27.4%	27.6%	27.7%	27.8%	27.9%	28.0%	28.1%	28.1%	28.2%
	56	25.4%	26.3%	26.9%	27.2%	27.5%	27.7%	27.8%	28.0%	28.1%	28.1%	28.2%	28.3%	28.3%
	60	23.7%	24.6%	25.1%	25.4%	25.7%	25.8%	26.0%	26.1%	26.2%	26.3%	26.3%	26.4%	26.4%
	64	26.1%	27.0%	27.6%	28.0%	28.2%	28.4%	28.6%	28.7%	28.8%	28.9%	29.0%	29.0%	29.1%
	68	26.2%	27.1%	27.7%	28.0%	28.3%	28.5%	28.7%	28.8%	28.9%	29.0%	29.0%	29.1%	29.2%
72	24.7%	25.6%	26.1%	26.5%	26.7%	26.9%	27.1%	27.2%	27.3%	27.4%	27.4%	27.5%	27.5%	

**WATER PENETRATION - ACL1200 / ACL1205**

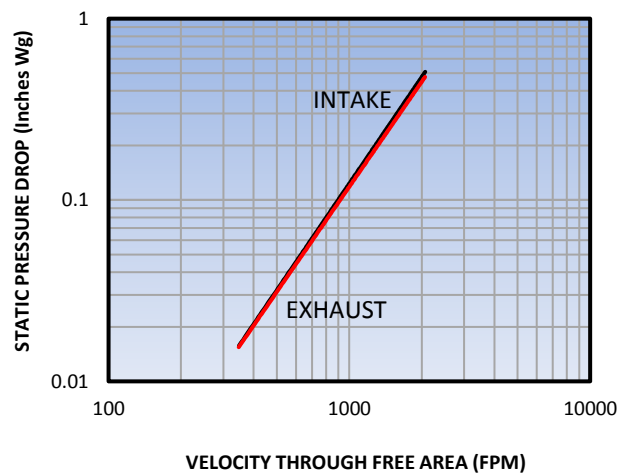
15 MINUTE DURATION, TEST SIZE 48" x 48"



BEGINNING POINT OF WATER PENETRATION AT 0.01 oz./ft² FREE AREA IS 932 FPM

**PRESSURE DROP - ACL1200 / ACL1205**

FIGURE 5.5, TEST SIZE 48" x 48"



\*TEST RESULTS DO NOT INCLUDE THE EFFECTS OF BIRDSCREEN

**RECOMMENDED SPECIFICATION**

Furnish and install stationary louver models ACL1200 / ACL1205 as manufactured by Ventex Inc, Alliston, Ontario. Louvers shall be 12" (305 mm) deep. Blades shall be 0.063" (1.60 mm) formed aluminum and frame shall be 0.125" (3.18 mm) formed aluminum. Louvers shall have 19 gauge galvanized 1/2" x 1/2" birdscreen. All materials shall be factory finished after assembly with Polyester Powder Coat in a colour selected from the Ventex Colour Chart.

**LAB TEST DATA**

Ventex Inc. has tested louver models ACL1200 / ACL1205 in accordance with AMCA Publication 511. Ventex Inc. has tested these louvers for air performance and water penetration.